



Project Name/No: _____ Item No: _____

Quantity: _____ SIS#: _____ AIA/CSI#: _____

Stainless Steel Counter Base For GHM Series Warmers



* With Warmer

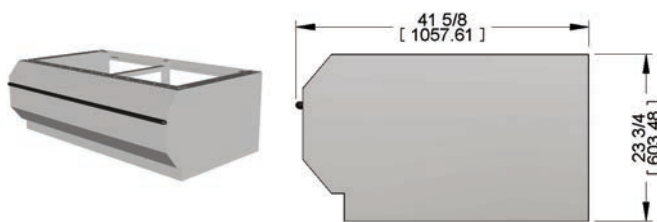
GILES Counter Bases are stainless steel base counter sections specifically designed for installation of a **GHM Heated Merchandiser**. Several different configurations and profiles are available, to compliment the layout of any store or food service establishment. All are available in lengths to accommodate all of the various **GHM** sizes.

- All-stainless steel construction ... brushed finish.
- Available with, **or without**, Sliding Rear Doors and storage Shelves (*excludes Pedestal Profile model*)
- Front Bumper Guard across entire face.
- Adjustable feet for leveling unit.

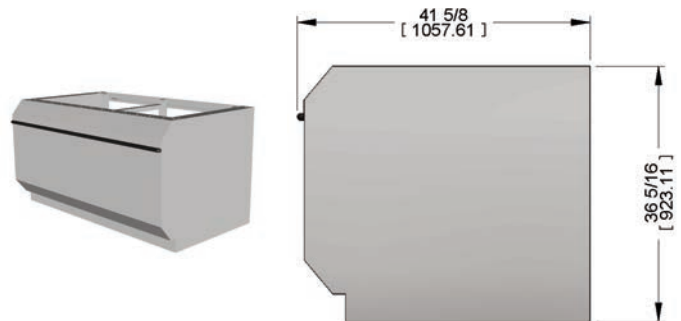
**** Heated Merchandiser sold separately ****

Design Features

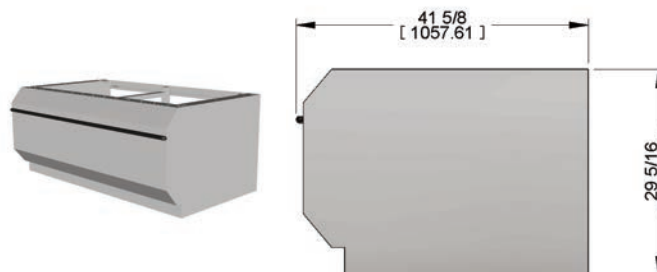
Super Low Profile [SLP]



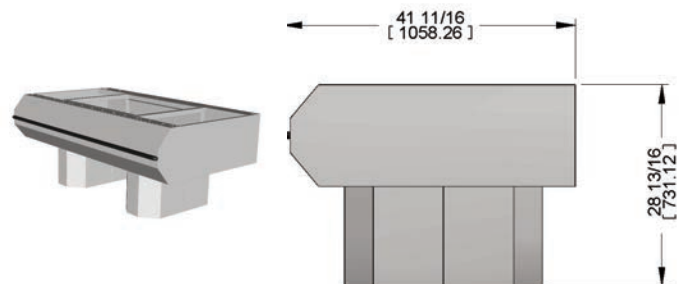
High Profile [HP]



Low Profile [LP]



Pedestal Profile [PP]



GILES Food Service Equipment • ISO 9001-2015 Registered

PO Box 210247; 2750 Gunter Park Drive W; Montgomery, AL 36109 USA

334.272.1457 • Fax 334.239.4117 • Toll Free 800.554.4537 (US/Canada Only) • www.gfse.com • Email: services@gfse.com

Printed in USA, Form BASES (Rel. Date: Feb.2014; Rev. A)

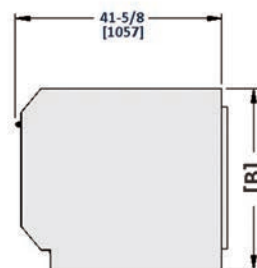
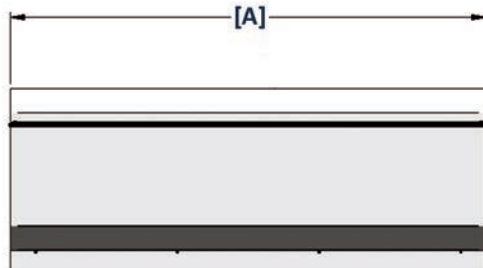
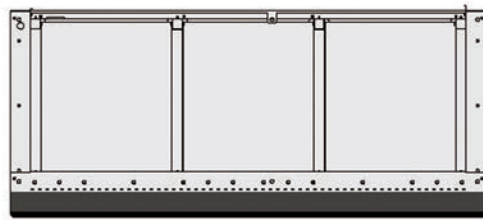
Counter Base

For GHM Series Warmers

Project Name/No: _____ Item No: _____

Quantity: _____ SIS#: _____ AIA/CSI#: _____

Dimension [A]:	
Model	Length [A]
4-Ft	44-3/16 [1122.4]
5-Ft	57-1/8 [1451.0]
6-Ft	70-1/8 [1781.2]
8-Ft	96 [2438.4]



Inches [mm]

Dimension [B]:	
Model	Height [B]
SLP	23-3/4 [603.4]
LP	29-5/16 [745.3]
HP	36-5/16 [923.1]
PP	28-13/16 [731.1]

Specifications

Construction: 16 & 18-Ga. 430 Series Stainless Steel

Shipping Specifications:				Shipping Specifications:			
Model	Crated Wt	Crated Dimensions	Cube	Model	Crated Wt	Crated Dimensions	Cube
SLP-8	336/*396 lbs [180/*152 kg]	108" x 48" x 36" [2743 mm x 1219 mm x 914 mm]	108.0 cu ft (3.1 cu m)	SLP-5	250/*295 lbs [113/*134 kg]	65" x 48" x 36" [1651 mm x 1219 mm x 914 mm]	65.0 cu ft (1.8 cu m)
LP-8	415/*474 lbs [188/*215 kg]	108" x 48" x 45" [2743 mm x 1219 mm x 1143 mm]	135.0 cu ft (2.8 cu m)	LP-5	288/*362 lbs [131/*164 kg]	65" x 48" x 45" [1651 mm x 1219 mm x 1143 mm]	81.3 cu ft (2.3 cu m)
HP-8	425/*501 lbs [193/*227 kg]	108" x 48" x 49" [2743 mm x 1219 mm x 1245 mm]	147.0 cu ft (4.2 cu m)	HP-5	322/*405 lbs [146/*184 kg]	65" x 48" x 49" [1651 mm x 1219 mm x 1143 mm]	88.5 cu ft (2.5 cu m)
PP-8	TBD	TBD	TBD	PP-5	TBD	TBD	TBD
SLP-6	280/*327 lbs [127/*148 kg]	98" x 48" x 36" [2489 mm x 1219 mm x 914 mm]	98.0 cu ft (2.8 cu m)	SLP-4	207/*244 lbs [94/*111 kg]	50" x 48" x 36" [1270 mm x 1219 mm x 914 mm]	50.0 cu ft (1.4 cu m)
LP-6	328/*379 lbs [149/*172 kg]	98" x 48" x 45" [2489 mm x 1219 mm x 1143 mm]	122.5 cu ft (3.5 cu m)	LP-4	245/*290 lbs [111/*132 kg]	50" x 48" x 45" [1270 mm x 1219 mm x 1143 mm]	62.5 cu ft (1.8 cu m)
HP-6	365/*420 lbs [166/*191 kg]	98" x 48" x 49" [2489 mm x 1219 mm x 1245 mm]	133.4 cu ft (3.8 cu m)	HP-4	273/*323 lbs [124/*147 kg]	50" x 48" x 49" [1270 mm x 1219 mm x 1245 mm]	68.1 cu ft (1.9 cu m)
PP-6	TBD	TBD	TBD	PP-4	TBD	TBD	TBD

* With Doors & Shelves

* With Doors & Shelves

How To Specify

1 Select Model:

Model	Description	Item No.	
		Std	w/Doors & Shelves
SLP-4	Super-Low Profile, 4-ft	71740	71740-1
SLP-5	Super-Low Profile, 5-ft	71741	71741-1
SLP-6	Super-Low Profile, 6-ft	71742	71742-1
SLP-8	Super-Low Profile, 8-ft	71743	71743-1
LP-4	Low Profile, 4-ft	71736	71736-1
LP-5	Low Profile, 5-ft	71737	71737-1
LP-6	Low Profile, 6-ft	71738	71738-1
LP-8	Low Profile, 8-ft	71739	71739-1

Model	Description	Item No.	
		Std	w/Doors & Shelves
HP-4	High Profile, 4-ft	71723	71723-1
HP-5	High Profile, 5-ft	71660	71660-1
HP-6	High Profile, 6-ft	71659	71659-1
HP-8	High Profile, 8-ft	71658	71658-1
PP-4	Pedestal Profile, 4-ft	71747	N/A
PP-5	Pedestal Profile, 5-ft	71750	N/A
PP-6	Pedestal Profile, 6-ft	71748	N/A
PP-8	Pedestal Profile, 8-ft	71749	N/A

2 Specify shipping method

GILES Food Service Equipment

2750 Gunter Park Drive West • Montgomery, AL 36109 USA
 Phone: 334.272.1457 • Toll Free: 800.554.4537 • Fax 334.239.4117
 Website: www.gfse.com • Email: services@gfse.com

Specifications and/or product design are subject to change without notice. Such revisions do not entitle the buyer to corresponding changes, improvements, additions or replacements for previously purchased equipment.

Printed in USA, Form BASES (Rel. Date: Feb.2014; Rev. A)